




ENDURAMAT 2400 X 1200MM





CONTENTS

PAGE

3	Features and benefits
4	Branding and customisation
5	What problems does it solve?
6	Dimensions and weight
7	Material composition and product life
8	Slip resistance
9	Product usage
10	Inspection and maintenance
11-12	Installation
13	Ground conditions and vehicle type
14	Recyclability
15	Associated products
16	Contact information






FEATURES AND BENEFITS

HOLES TO CONNECT
MULTIPLE ENDURAMATS

CUT OUT HAND HOLDS



HARD-WEARING SLIP
RESISTANT TEXTURE

SPACE FOR ENGRAVED
CUSTOMER LOGO

ROBUST

Metric sized mat to create stable ground conditions for heavy vehicles.

Integral slip resistant texture.

Advanced HDPE technology construction, robust and durable.

Proven to work in temperatures +50°C / 120°F to -30°C / -20°F.

Non-metal construction reduces theft.

SAFE & EASY TO USE

Made from 84% black recycled material and is fully recyclable.

Quick to install.

Ability to connect multiple EnduraMats with light duty and heavy duty couplers.

Different tread patterns on each side, for pedestrian traffic or vehicle traffic.

EXTRAS

Can be customised with customer logos, MOQs apply.

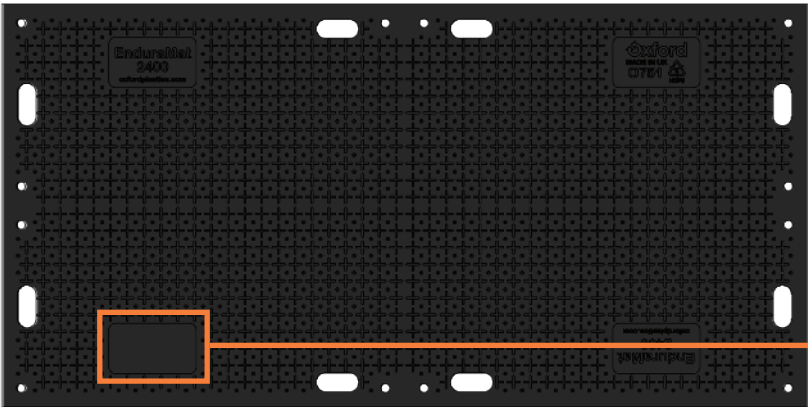
Colour customisable, MOQs apply.



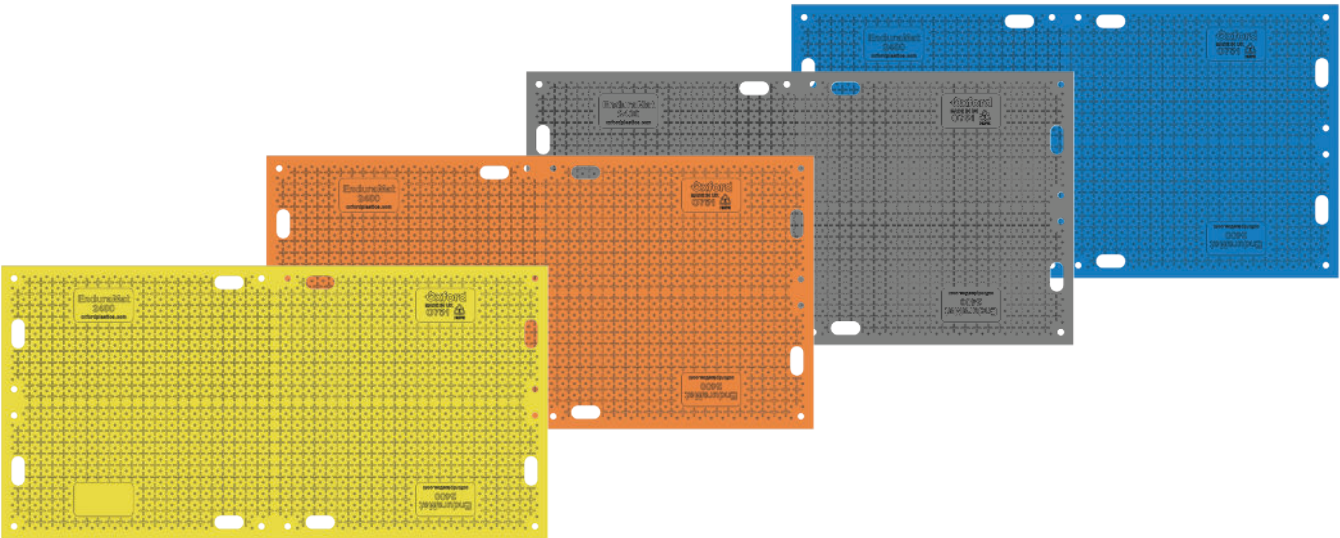
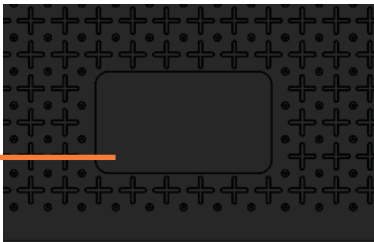


BRANDING AND CUSTOMISATION

	Standard Colour	Non-standard Colours Available	Embossing
EnduraMat 2400	Black	Yellow, Orange, Grey or Blue	MOQ 120 off



EnduraMat
Custom Embossing Area
150 x 250mm



EnduraMat 2400 Core Colour Options





WHAT PROBLEMS DOES IT SOLVE?



GROUND PROTECTION

Enable access for heavy vehicles while protecting ground conditions.

Create semi-permanent roadways on soft ground using heavy duty couplers.

Create portable passageways on soft ground using light duty couplers.

CREATE ACCESS

Demarcate walkways and thoroughfares to avoid hazards.

Signpost to inform, educate and navigate pedestrians.

VERSATILITY

Manually installed mats.

Can be used to protect the ground or provide access in poor conditions.

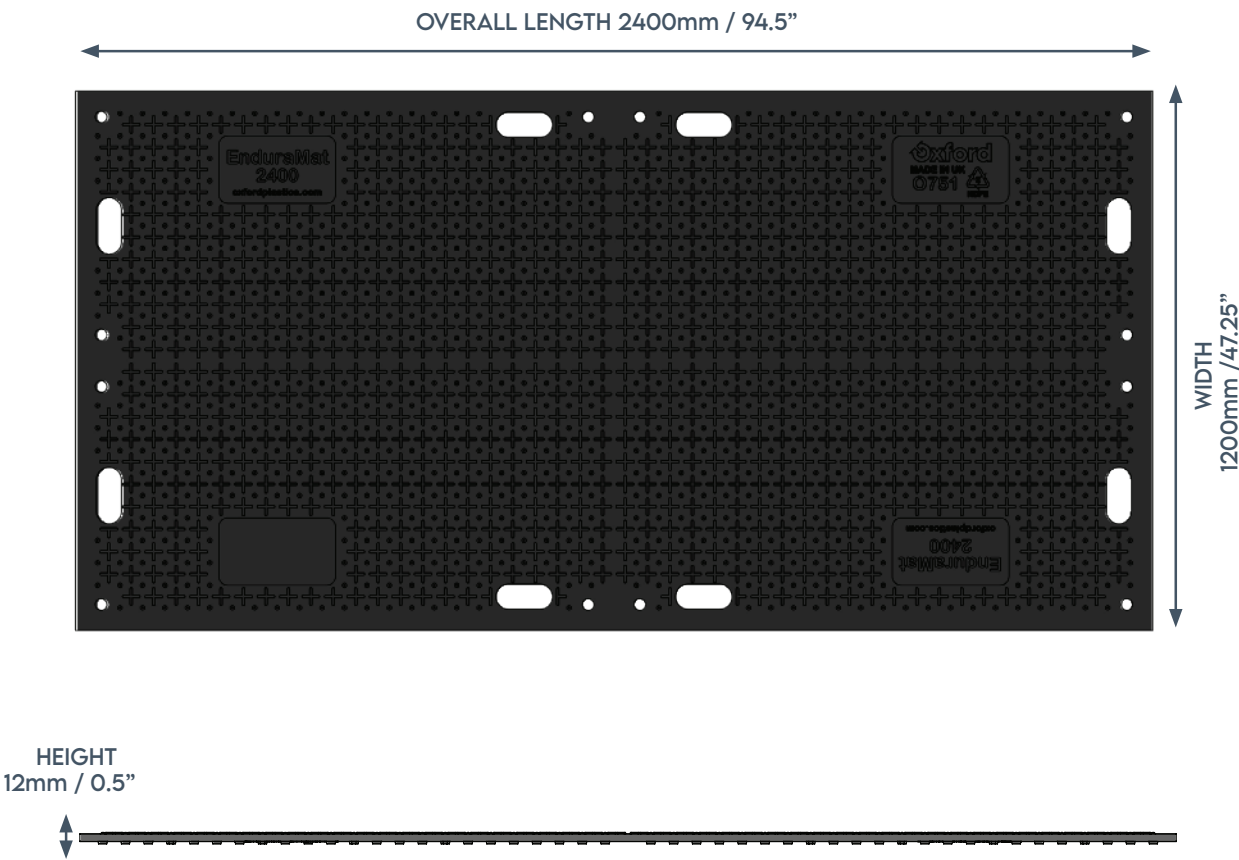
Light enough to be lifted and moved on the work site.





DIMENSIONS AND WEIGHTS

ENDURAMAT 31.4Kg / 69lbs



Part Name	Product Code	Height	Width	Length
EnduraMat 2400 x 1200mm	O751	12mm / 0.5"	1200mm / 47.25"	2400mm / 94.5"
Light Duty Coupler	O652	3mm / 0.1"	132mm / 5" 178mm	95mm / 4"
Heavy Duty Coupler	O648	8mm / 0.3"	/ 7"	178mm / 7"





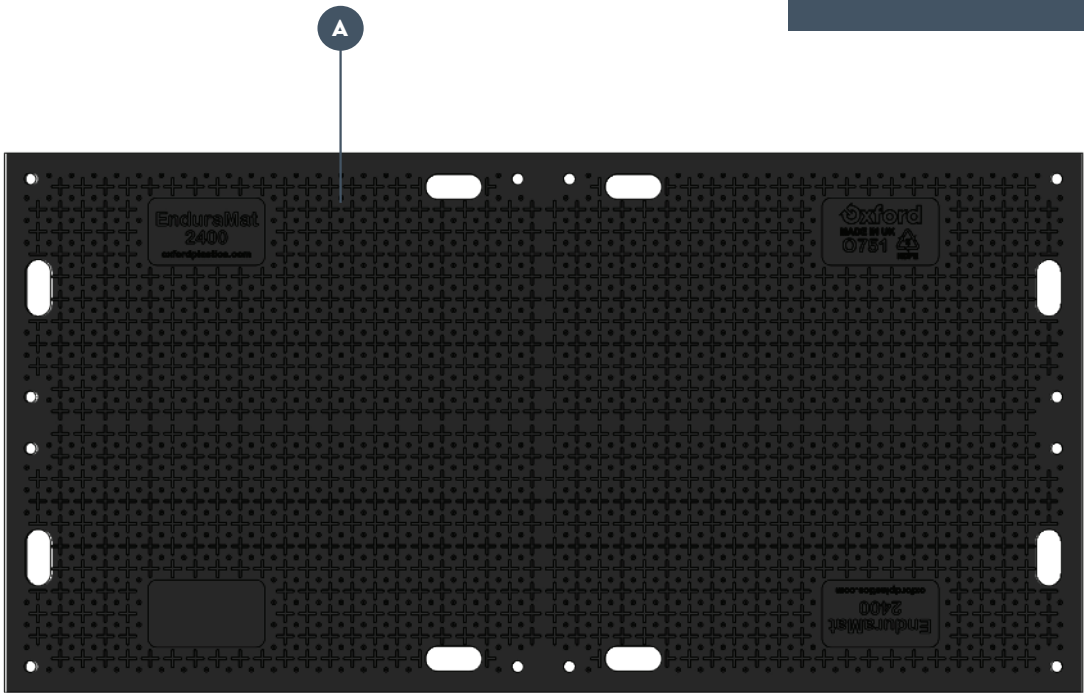
MATERIAL COMPOSITION AND PRODUCT LIFE

All elements use materials that if maintained correctly will not structurally degrade in UV light, in the presence of water or salts, and are stable in temperatures from +50°C / +120°F to -30°C / -20°F.

CUSTOM COLOUR

EnduraMat 2400 is manufactured from 84% black recycled material as standard.

Virgin material must be used for colour customisations. MOQs also apply for colour customisation.



	Part Name	Material
A	Main Body	Recycled plastic





SLIP RESISTANCE

Slip Resistance testing has been carried out by an independent test house, in line with the requirements of UK HSE 2012 document 'Testing the slip resistance of flooring'.

Testing was carried out in 3 directions in wet and dry conditions, using a calibrated Munro slip tester using Slider 55 and Slider 96.



CLASSIFICATIONS

High Slip Potential
0-24

Medium Slip Potential
25-35

Low Slip Potential
36+

SLIDER 96 TEST RESULTS - DRY

	Median Result	Classification
Parallel to traffic	53	LOW SLIP POTENTIAL
45 degrees to traffic	65	LOW SLIP POTENTIAL
Perpendicular to traffic	61	LOW SLIP POTENTIAL

SLIDER 96 TEST RESULTS - WET

Parallel to traffic	30	MODERATE SLIP POTENTIAL
45 degrees to traffic	47	LOW SLIP POTENTIAL
Perpendicular to traffic	35	MODERATE SLIP POTENTIAL

SLIDER 55 TEST RESULTS - DRY

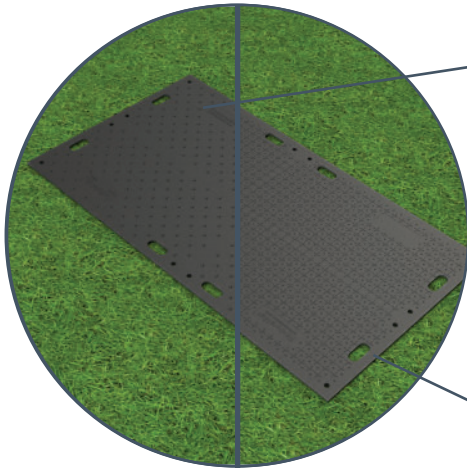
Parallel to traffic	85	LOW SLIP POTENTIAL
45 degrees to traffic	90	LOW SLIP POTENTIAL
Perpendicular to traffic	90	LOW SLIP POTENTIAL

SLIDER 55 TEST RESULTS - WET


Parallel to traffic	33	MODERATE SLIP POTENTIAL
45 degrees to traffic	35	MODERATE SLIP POTENTIAL
Perpendicular to traffic	28	MODERATE SLIP POTENTIAL



PRODUCT USAGE





EnduraMat has two different slip resistant textures. On one side is a tread pattern suitable for heavy vehicles and the other side has a tread pattern more suitable for pedestrian usage.



Safe for pedestrian use.



Safe for heavy vehicles.



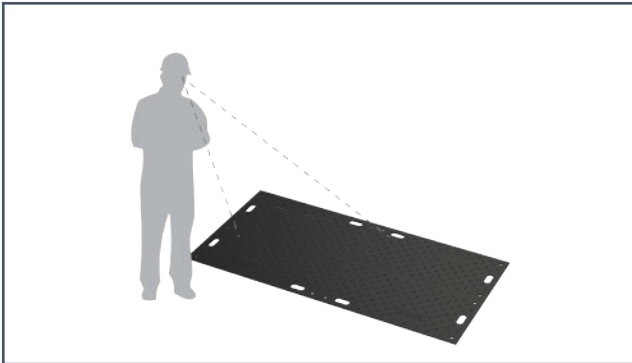
GROUND CONDITIONS

The product is suitable for use on good, even ground conditions as well as heavily uneven or soft ground too.



INSPECTION AND MAINTENANCE

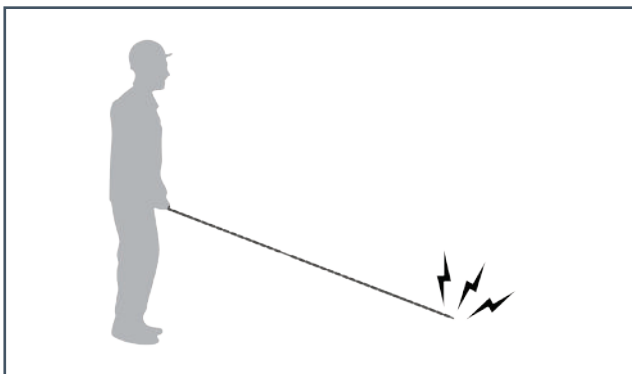
Care for the product by following the below guidance:



Inspect each product for signs of damage, between every installation.



Clean product between every installation to remove debris, and to maintain slip resistance properties.



Do not drop the product.
Do not lift or move with machinery.

SIGNS OF DAMAGE

Cracks in material indicate it has been damaged through improper use.

If product shows signs of damage, it should be disposed of and recycled.

MAINTENANCE

EnduraMats should be free from mud and other debris.

Ensure that EnduraMat is cleaned after each use with a brush and/or water.





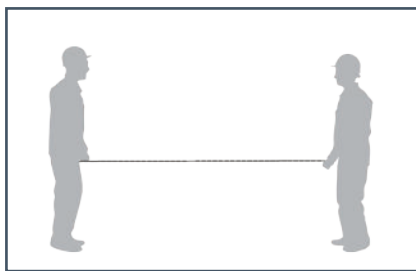
INSTALLATION AND SAFE HANDLING

Follow the process below for safe and effective installations.

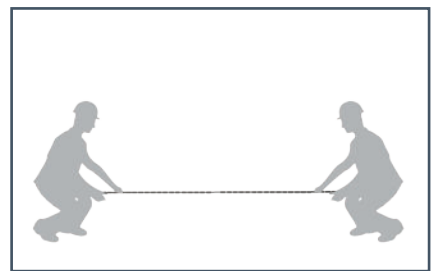
Risk assessments should be carried out to ensure the usage is suitable for the scenario.




Assess conditions of the ground and traffic passing over the EnduraMats.



Two person lift.




Bend at the knees in line with best practise.




Position product onto area requiring ground protection.




Depending on traffic and conditions connect multiple EnduraMats with either light or heavy duty coupler.




When using the Light Duty coupler, place one end of the coupler into the first Enduramat and then the second into the second Enduramat.



When using the Heavy Duty coupler, place the back plate behind the Enduramats, feeding the bolts through the Enduramat holes.



Do this for up to four Enduramats. Place the front plate on top and secure with nuts.















Repeat until the area is covered.





GROUND & VEHICLE TYPE QUICK REFERENCE

Quick reference guide suggesting what ground types can be protected with the Enduramat for various vehicles types. See next page for detailed data.

GROUND TYPE :		SUITABLE TO PROTECT GROUND FOR:
HARD	Compact sand	     
	Clay that cannot be indended with moderate thumb pressure	
	Gravel	
	Rock	
	Shale	
	Cemented material	
MEDIUM	Soft clay, can be indended 5mm with moderate thumb pressure	  
	Loose and fine dry sand	
SOFT	Very soft clay penetrated by moderate thumb pressure up to a few cm	  





GROUND & VEHICLE TYPE DATA TABLE

GROUND TYPE	2 axle vehicle. Max T recommended with Enduramat	3 axle vehicle. Max T recommended with Enduramat	4 axle vehicle. Max T recommended with Enduramat	5 axle or more vehicle. Max T recommended with Enduramat
Hard Rock; Granite	463	694	925	1156
Sandstone, Limestone	231	347	463	578
Broken bedrock, Shale, Cemented material	126	188	251	314
Soft Shale, Hard dry clay	63	94	126	157
Compact gravel & sand	63	94	126	157
Soft Rocks	63	94	126	157
Medium clay cannot be intended with moderate thumb pressure	35	52	70	87
Loose gravel or sandy gravel mix, dry	35	52	70	87
Moist clay cannot be intended with moderate thumb pressure	21	32	43	54
Fine sand and silt	21	32	43	54
Soft clay indented with thumb 5mm or less	14	21	29	36
Loose and fine dry sand	14	21	29	36
Very soft clay penetrated by thumb up to a few cm	7	11	14	18

HOW TO USE TABLE

1. Assess ground condition and select appropriate row.
2. Select column for vehicle axle number.
3. Find max weight that can be supported for selection.
4. If gross vehicle weight is less than max weight, Mat can be used to protect ground*.


*NOTES ON USE OF DATA

- Occasional vehicle use, not continuous traffic.
- Only 1 wheel on mat at one time
- Mats connected or pinned in place
- Load of vehicle spread equally over all wheels.
- Ground type flat & consistent without variations or mix of materials.
- Harder materials within softer ground types may damage mat.
- Users to carry own own risk assessments.





RECYCLABILITY



MATERIALS

EnduraMat is made from HDPE and is fully recyclable.

EnduraMat 2400 is manufactured from 84% black recycled material as standard.

Contact Oxford Plastics for returning end of life products.



ASSOCIATED PRODUCTS

When setting up a street works site, other Oxford Plastics solutions can be used to ensure compliance is achieved. Browse our Chapter 8 solutions; including advanced barrier systems, trench covers, road plates, wheelchair ramps and street works signs.



**ADVANCED
BARRIER SYSTEMS**



**PORTABLE
GATE BARRIERS**




**STREET WORKS
SIGNS**



**WHEELCHAIR
RAMPS**



**TRENCH
COVERS**



**ROAD
PLATES**



CONTACT INFORMATION

UK & R.O.W

Oxford Plastic Systems Ltd
Unit T2, Enstone Business Park
Enstone,
Chipping Norton
Oxfordshire
OX7 4NP
United Kingdom

sales@oxfordplastics.com
Tel: +44(0)1608 678888

USA

Oxford Plastic Systems LLC
1011 Centre Rd,
Suite 312,
Wilmington
DE
19805
USA

info@oxfordplasticsusa.com
1-800-567-9182

