

LM1745

SPECIFICATIONS



ENGINE

Make and model CNH 4TAA 4.5
 Type Turbo aftercooler
 Total displacement 4.5 l
 Net flywheel power (ISO 14396) 88 kw / 118 hp
 Max torque 525@1250 rpm Nm



HYDRAULIC SYSTEM

Type Load Sensing
 Hydraulic controls Servo
 Simultaneous movement yes
 Hydraulic pump gear
 Hydraulic flow 115 l/min
 Hydraulic pressure 240 bar



TRANSMISSION

Type PowerShift
 Forward/Reverse speeds 4/3
 Max speed on road** 35 Km/h
 ** Max. speed limited according to the country's legislations



CAPACITIES

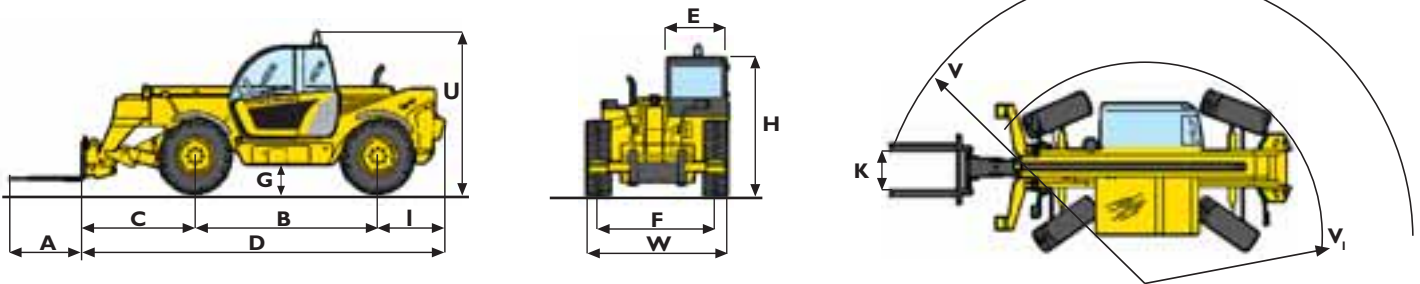
Fuel tank 135 l
 Hydraulic tank 180 l



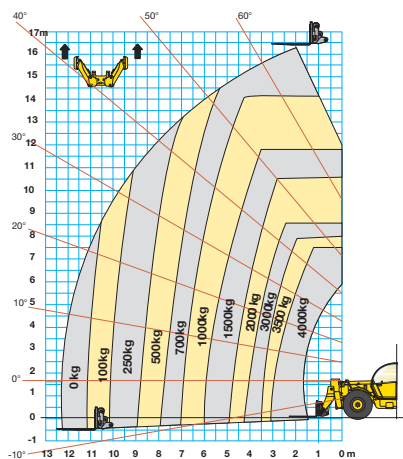
TYRES

15.5x22.5 MICHELIN
 15.5x25 MICHELIN
 405/70x24 SOLIDEAL
 400/80x24 DUNLOP
 405/70x24 MITAS
 13.0X24 GOODYEAR

DIMENSIONS (with MITAS 405/70x24)

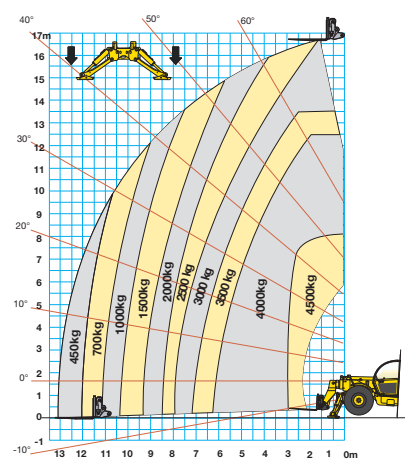


A	mm	1200
B	mm	3120
C	mm	2100
D	mm	6230
E	mm	1000
F	mm	2050
G	mm	402
H	mm	2450
I	mm	1100
K	mm	1260
T	mm	4598
U	mm	2730
V	mm	5445
V₁	mm	3890
W	mm	2445



LM1745 TURBO

ENI459/B



LM1745 TURBO

PERFORMANCE		LM1745	LM1745
		with small Stab.	with large Stab.
Maximum lift capacity (at 500 mm from fork heel)	kg	4000	4500
Maximum lift height	m	16.24	16.60
Lift capacity at maximum reach	kg	-	450
Lift capacity at maximum lift height	kg	700	3000
Reach fully raised	m	2.00	1.00
Maximum forward reach	m	12.54	12.54
Height with max load (4000/4500 kg)	m	7.40	7.95
Break out force	daN	7750	7750
Operating weight	kg	12300	12300