

Glass Vacuum Lifters

Boasting Two Tonnes 0

Hydraulica 2000 [2000kg]

One of the most powerful vacuum lifters in the industry, the Hydraulica 2000 comes with a huge 2000kg capacity for lifting heavy-duty glass, metal, plastics and more.

Boasting 360° electrically powered rotation alongside powered hydraulic tilt from vertical to horizontal, the Hydraulica 2000 gives operators ultimate control when lifting heavy loads.


Perfect for lifting large format glass and non-porous plate materials, the Hydraulica 2000 has four to six individual vacuum pumps and low vacuum alert system for added safety. Cable remote control is included for operation of vacuum suction and release, as well as tilt and rotation.

Key Features

- Capacity: 2000kg
- Dual circuit vacuum system with four to six on-board maintenance free pumps
- Powered hydraulic 90° tilt from vertical to horizontal
- Powered electric 360° rotation
- Rechargeable battery with integral 110v or 240v charger and battery energy gauge
- Audio-visual low vacuum warning
- Individual pads can be isolated for irregular units (reduces safe working load)

Reference Code



VGL57C



Technical Specifications

| | | | |
|---|----------------------|---|--------|
| Safe working load (smooth, clean surface at 60% vacuum) | capacity: | 2000kg* | 1550kg |
| Number of suction cups | cups: | 22 | 14 |
| Suction cup | description: | black rubber, not abrasion resistant | |
| Suction cup diameter | diameter: | 520 & 330mm | |
| Suitable for lifting | material properties: | gastight / non-porous | |
| | surface: | smooth | |
| | example: | glass, plastic boards, ceramic plates, sheet metals, coated boards | |
| Weight of lifter | approx: | 432kg | 384kg |
| Depth of lifter | depth: | 350mm | |
| Rotation | rotation: | 360° powered electric | |
| Tilt | tilt: | 90° powered hydraulic | |
| Vacuum system | dual circuit: | 4 to 6 pumps, 2 vacuum reserve tanks | |
| Voltage | pump: | 12v DC from rechargeable battery | |
| | battery charger: | 110v/240v 50/60Hz single phase factory selectable | |
| Standard accessories | standard: | wheeled stand, cable remote control, extension arms with pads (increasing the capacity from 1550kg to 2000kg) | |
| Optional accessories | optional: | radio remote control | |

* The capacity is 2000kg with extension arms and 22 pads fitted.



Cable remote control as standard



Optional radio remote control

Technical Data (mm)

