

URW-706 (6.0t x 3.0m)

With a 6 tonne capacity at 3m and a hook height of 19.5m, the **URW-706 is the highest capacity crane in the UNIC range.** The new machine is the behemoth of the mini crane world and yet at 1600mm wide is still narrow enough to gain access through a standard double doorway. For added lifting flexibility, the 706 also features an optional 3.1m long stowable fly jib, together with an optional searcher hook.



- Capacity 6.0t x 3.0m
- Total width 1.6m
- Max working radius 18.6m
- Max boom length 19.2m
- Diesel powered and optional mains electric
- Zero length increase with electric option
- Radio remote control as standard
- Working area limitation
- Stowable fly (extension) jib (optional)
- Searcher hook (optional)
- Slew limitation (optional)
- Intelligent throttle activation for economy and ecology

Crane Specifications

Crane capacity	capacity:	6.0t x 3.0m
Max working radius	max:	18.6m
Max lifting height	approx:	19.5m (22.7m with extension jib)
Rope length	max:	27.75m (4 fall), 55.5m (2 fall), 111m (1 fall)
Dimensions	folded:	5610mm (l) x 1600mm (w) x 2185mm (h)
Weight	unladen:	7920kg (8070kg with electric option)
Point loadings	Due to the many variables involved, point loadings are only available on request	
Hook speed	approx:	11m/min (with 4 layers and 4 falls)
Telescopic system	boom length:	4.80 - 19.20m
	telescoping speed:	14.4m/52 seconds
	boom type:	6 section hydraulically telescoping boom, hexagonal box construction
Derricking angle/speed	approx:	0 - 80°/16.0 seconds
Slewing angle/speed	approx:	360° (continuous) 2.5min ⁻¹ (rpm)
Traction system	drive:	hydrostatic 2-speed
	travel speed:	0 - 3km/h
	gradability:	23°
	track ground length:	2240mm
	track ground pressure:	87.2kPa (0.89kg/cm ²)
	track width:	400mm
Engine	manufacturer:	Mitsubishi
	fuel:	diesel (electric dual power option)
	maximum output:	23.5kW (32.0PS) / 2500min ⁻¹ (rpm)
	starting method:	electric
	tank capacity:	74 litres
Electric motor	power:	7.5kW
	voltage:	400v AC 50/60hz
Standard equipment	Computer controlled moment limiter (safe load indicator), overload warning lamps, intelligent voice warning system, radio remote control, intelligent throttle activation	
Optional equipment	Stowable fly (extension) jib, searcher hook, 2 fall hook block, 1 fall hook block, mains electric dual power (400v), low marking tracks, slew limitation	




Anti two-block system




Full safe load indicator



Overload warning lamps + auto stop + alarm



Hexagonal boom minimises sway



The UNIC URW-706 features an optional 3.1m long stowable fly jib, together with an optional searcher hook, providing a maximum hook height of 22.7m.

The standard UNIC URW-706 provides a maximum hook height of 19.5m.



Level operation on uneven sites




Optional mains power



Working area limitation

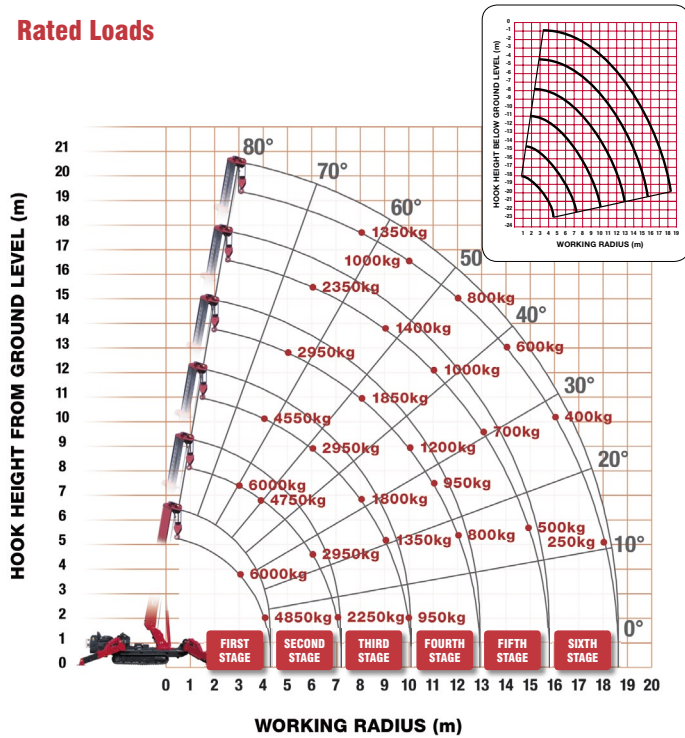


SLI pre-programmed with fly jib and searcher hook data

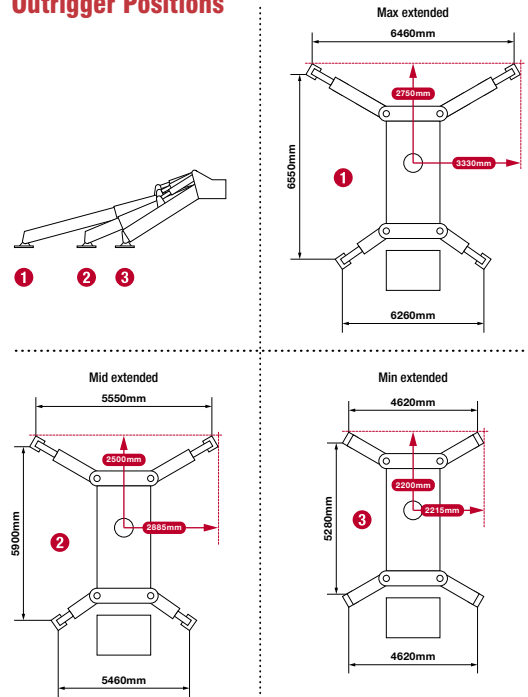


Optional searcher hook

Rated Loads



Outrigger Positions



FIRST STAGE

FIRST STAGE EXTENDED 4.8M BOOM LENGTH

Working radius	m	up to 2.7	3.0	3.5	4.0	4.3
Outrigger	Max-extended	kg 6,000	6,000	5,450	4,850	3,950
	Mid-extended	kg 6,000	6,000	5,450	4,850	3,950
	Min-extended	kg 6,000	6,000	5,450	4,550	3,750

SECOND STAGE

SECOND STAGE EXTENDED 4.8 - 7.7M BOOM LENGTH

Working radius	m	up to 2.0	3.0	3.5	4.0	5.0	6.0	7.0	7.2
Outrigger	Max-extended	kg 6,000	6,000	5,350	4,750	3,750	2,950	2,250	2,000
	Mid-extended	kg 6,000	6,000	5,350	4,750	3,750	2,450	1,700	1,550
	Min-extended	kg 6,000	6,000	5,350	4,650	2,550	1,650	1,150	1,050

THIRD STAGE

THIRD STAGE EXTENDED 7.7 - 10.6M BOOM LENGTH

Working radius	m	up to 2.7	4.0	5.0	6.0	7.0	8.0	9.0	10.0	10.1
Outrigger	Max-extended	kg 4,550	4,550	3,650	2,950	2,400	1,800	1,350	950	950
	Mid-extended	kg 4,550	4,550	3,650	2,950	1,750	1,300	950	700	700
	Min-extended	kg 4,550	4,550	2,650	1,700	1,200	850	650	450	400

FOURTH STAGE

FOURTH STAGE EXTENDED 10.6 - 13.5M BOOM LENGTH

Working radius	m	up to 5.0	6.0	7.0	8.0	9.0	10.0	11.0	12.0	12.9
Outrigger	Max-extended	kg 2,950	2,550	2,150	1,850	1,500	1,200	950	800	450
	Mid-extended	kg 2,950	2,550	1,850	1,400	1,100	850	650	550	400
	Min-extended	kg 2,750	1,850	1,300	1,000	750	550	430	330	240

FIFTH STAGE

FIFTH STAGE EXTENDED 13.5 - 16.3M BOOM LENGTH

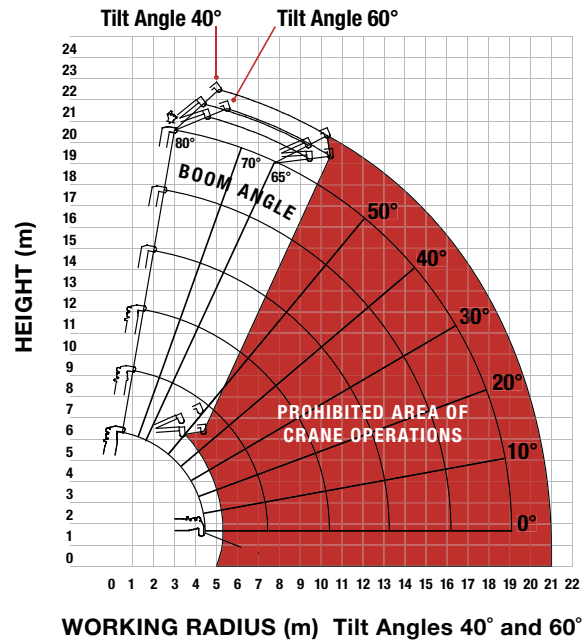
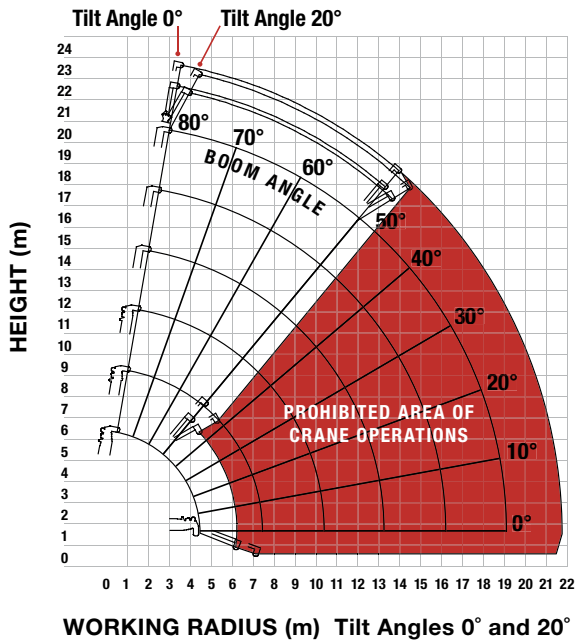
Working radius	m	up to 6.0	8.0	9.0	10.0	11.0	12.0	13.0	14.0	15.0	15.8
Outrigger	Max-extended	kg 2,350	1,700	1,400	1,200	1,000	850	700	600	500	400
	Mid-extended	kg 2,350	1,500	1,150	950	750	600	500	400	300	250
	Min-extended	kg 1,950	1,050	800	650	500	400	300	230	170	130

SIXTH STAGE

SIXTH STAGE EXTENDED 16.3 - 19.2M BOOM LENGTH

Working radius	m	up to 8.0	10.0	12.0	14.0	16.0	18.0	18.6
Outrigger	Max-extended	kg 1,350	1,000	800	600	400	250	200
	Mid-extended	kg 1,350	1,000	650	450	300	200	150
	Min-extended	kg 1,100	700	450	280	170	90	60

Optional Extension Jib - Working Range



Note: The above figures are based on a no-load condition and do not include the deflection of the boom.

ANGLE RATED	NET RATED LOADS (kg) AT EXTENSION JIB ANGLE			
BOOM ANGLE	0°	20°	40°	60°
80°	800	800	600	600
75°	800	800	600	600
70°	700	700	500	500
65°	600	600	400	400
60°	500	500	PROHIBITED	
55°	400	400		
50°	300	300		
40°	PROHIBITED			
30°				
20°				
10°	PROHIBITED			
0°				

Lifting capacity	800kg	
Jib length	retracted:	2.11m
	extended:	3.11m
Weight	205kg	
Tilt angles	0°, 20°, 40°, 60°	

RADIUS RATED	SEARCHER HOOK NET RATED LOADS (kg)		
WORKING RADIUS m	OUTRIGGERS MAX-EXTENDED	OUTRIGGERS MID-EXTENDED	OUTRIGGERS MIN-EXTENDED
7.0	800	800	800
8.0	800	800	610
9.0	800	700	420
10.0	800	550	250
10.5	800	490	200
11.0	650	430	160
11.5	550	370	120
12.0	470	310	100
13.0	330	230	PROHIBITED
14.0	260	150	
15.0	210	100	
16.0	170		
17.0	130		
18.0	100		
20.8	PROHIBITED		

Lifting capacity	800kg
Length	2.21m
Weight	25kg (excluding bracket and first section)
Tilt angles	0°, 20°, 40°, 60°
	0° (prohibited boom angles: 40°- 80°)
	20° (prohibited boom angles: 60°- 80°)
	40°, 60° (operation possible with all boom angles)