





SPECIFICATIONS - AVANT 745

 LIFT CAPACITY 1400 kg	 ENGINE POWER 49 hp diesel	 LIFT HEIGHT 3,0 m	 SPEED 15 km/h
---	---	--	---

SPECIFICATIONS

Length	3060 mm
Width	see table
Height	2110 mm
Weight	2100 kg
Standard wheels	400/50-15 TR
Transmission, drive	hydrostatic
Aux. hydraulics oil flow / pressure	80 l/min @ 225 bar
Turning radius inside/outside	1240/2780 mm
Max. lifting height	3100 mm
Max. lifting capacity (hydr.)	2100 kg
Tipping load *	1400 kg
Max. breakout force / 50 cm	1700 kg
Engine make and type	Kohler KDI 1903 TCR
Engine output (ISO Gross)	42kW (57 hp)
Fuel	Diesel

*) Load is measured at 400 mm from the attachment coupling plate, including attachment weight (70 kg) and with counterweights.

DIMENSIONS



PULLING FORCE

Wheel size	Drive speed	Pulling force
400/50-15	30 km/h	1600 kp

WIDTH

Wheel size	760i
400/50-15 TR	1450 mm
31x15.5-15 grass	1420 mm

HEIGHT WITH CAB

	760i with 400/50-15
LX Cab	2132 mm
DLX Cab	2169 mm
DLX with A/C on the roof	2305 mm

